
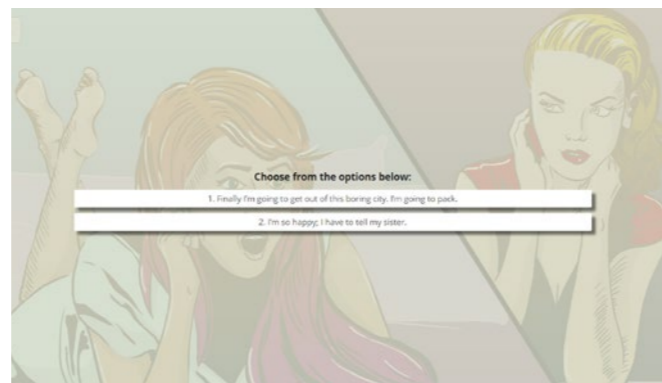


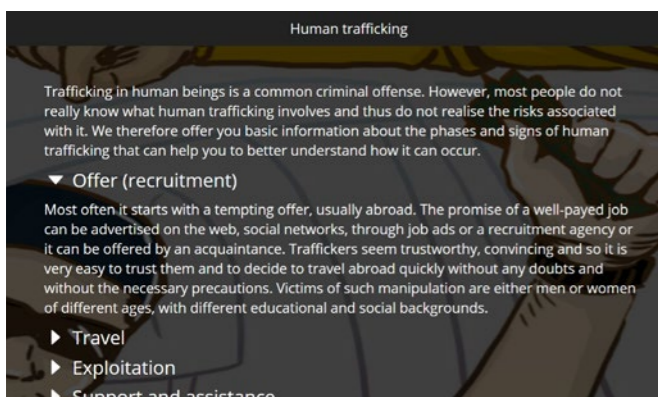
## APPLICATION IS DIVIDED INTO 9 PARTS:



**Game** includes stories of 4 young people (two women and two men), who decide to leave home and travel abroad. In each story, the player acts as the chosen character and subsequently takes on the responsibility for the character's decisions and influences the



course of the story. The situations displayed in the stories point out the signs of trafficking in human beings and help young people reflect on the consequences of their actions.



**Human trafficking** contains basic information about this crime.

The sections **Prepare for the trip** and **Checklist** summarize safe travelling principles and recommend list of things necessary for the travel. **During the journey**, **Help in need** and **Useful contacts** contain information about situations where there is a need to be alert, as well as the procedure to follow in case of danger.

## FURTHER RESOURCES

More information regarding the topic of human trafficking can be found in the Training manual – Prevention of human trafficking available on the website [www.iom.sk](http://www.iom.sk), in section "Publications".

Application SAFE as well as this short manual and following updates were done within the project *SAFE – smart, aware, free, enjoy, information campaign about prevention of human trafficking* and project *SAFE Work and Travel – Prevention of Trafficking in Human Beings in SK, CZ and PL* in collaboration with partner organizations from Czech Republic, Poland and Hungary, financially supported by International Visegrad Fund and Embassy of the Kingdom of the Netherlands in Bratislava.

©2021 International Organization for Migration (IOM) All Rights Reserved.


Financial support of the project:



Realization and partners of the project:



Development of SAFE app supported by:



# TIPS FOR THE USE OF MOBILE APPLICATION SAFE TRAVEL & WORK ABROAD IN PREVENTION OF HUMAN TRAFFICKING

**Mobile application SAFE** is an innovative prevention tool in combatting human trafficking. It provides information and advice on how to prepare for travelling abroad as well as useful contacts and a game in which user could walk in the shoes of potential victims and shape their destiny.


Application targets mainly young people who think about travelling and working abroad as well as professionals who can implement the application in their prevention activities.

Application is not designed to provide emergency rescue.

Application is available in 11 languages: Slovak, Czech, Polish, Hungarian, English, French, German, Russian, Serbian, Ukrainian and Romani.

Application does not require registration, access to camera or phone contact list, GPS or other gamepads or to database of a mobile phone. It uses minimum of storage space and after download it is also functional in an offline mode.

The web version is available on [www.safe.iom.sk](http://www.safe.iom.sk).



## IMPLEMENTATION IN PREVENTIVE ACTIVITIES

The mobile application is suitable for various prevention activities with the use of participants' mobile phones/tablets or the web version (e.g. use of projector).

**The purpose of prevention activities** is to equip students/young people with:

- safe travelling principles,
- necessities of the job contract or agreement with the job agency,
- rights and obligation of job agencies,
- useful contacts,
- information about the signs of human trafficking.

When using the application in primary prevention with a group of students, we recommend to follow this procedure:

- Start with a "Get to know each other" activity, if the participants don't know each other;
- Prepare the group for the topic with an icebreaker;
- Choose the main activity in which students can work with the mobile application;
- Summarize prevention information and explain where to find them.

We recommend that the trainer knows the stories included in the application and has an overview of the signs of human trafficking occurring there. The trainer can support the activity with prevention information in the topic as well as point out useful contacts.

# MODEL SITUATIONS FROM THE STORIES

<b>Goal of the activity:</b>	Emphasize the prevention information in model situations from the stories that students should remember. There are several situations in each story therefore it is important to focus on the prevention message of the situations.
<b>Supplies:</b>	Computers with internet access or sufficient number of tablets with downloaded application, quotes from the stories written on cards, flipchart, colorful markers.
<b>Time:</b>	max 45 mins
<b>Number of participants:</b>	up to 20
<b>Setup:</b>	The trainer prepares risky or dangerous situations from the stories in the app and writes them on separate cards giving them out to participants. Same statements can be written on several cards. Each participant works individually and tries to understand whether the situation is safe or risky. Trainer asks each participant to read the statement out loud, gives them space to comment or argument individually and as a group, and meanwhile notes down on a flipchart the important information that has been said. To conclude, the trainer sums up the essential prevention information.
<b>Examples of situations:</b>	<p><b>Story of Lucy:</b>  <i>"Jessica knows her way around and knows what needs to be done. I give her my documents and I'm glad I don't have to deal with anything."</i></p> <p>A situation in which it seems that another person can take care of the documentation at various offices abroad on your behalf can turn against you. It is important to arrange most of the things independently on your own and prepare for various situations. In case you do not understand procedures at the offices or do not know the language of a particular country, traffickers can exploit the situation with an excuse that they will arrange all the necessities for you. This way you can end up losing your documents or access to a bank account. For more information we recommend to review the section "During the journey".</p> <p><b>Story of Justin:</b>  <i>"Our debt is really huge, I haven't realised how expensive the accommodation is. I will have to wait and work to pay it off."</i></p> <p>It is probable that in this situation you can fall into a trap of fictitious debt that is impossible to repay with money or work for the trafficker. Reduction of the salary due to fees for accommodation, food, transportation, mediation of work, etc. is a very frequent means of exploitation. Relying on a verbal agreement is not sufficient when it comes to such a big decision as travelling or working abroad. It is important to have a signed contract with job agency as well as all the details confirmed in writing. It is also important not to accept any gifts or loans in order to avoid becoming a debtor. We recommend reviewing the section "Prepare for the trip".</p>
<b>Expected outcome:</b>	Students are able to recognize the spectrum of human trafficking indicators and to "read between the lines".
<b>Note:</b>	In case you have enough time, it is possible to do a follow-up activity with another task for the participants, in which they can go through a specific story in the app (situation described on a card) and together understand the consequences of a particular decision.

# ACTIVITY FOR FURTHER WORK WITH THE STORY

<b>Goal of the activity:</b>	Based on the four stories, try to recognize indicators of human trafficking, risks of travel and work abroad as well as ways of their reduction.
<b>Age group:</b>	Without limits
<b>Supplies:</b>	Computers with internet access or sufficient number of tablets with downloaded application, flipchart, colorful markers
<b>Time:</b>	max 45 mins
<b>Number of participants:</b>	up to 25
<b>Postup:</b>	<p>The trainer divides participants into 4 groups. Each group gets one character/story from the application for analysis. Every person in the group tries out the role of the character assigned (for example everyone in the first group gets the story of Lucy).</p> <p>After playing out the stories, discuss the situations and write questions for participants on a flipchart:</p> <ul style="list-style-type: none"> <li>• Where in the story did the suspicious situation occur?</li> <li>• What would the group do differently and in which step?</li> <li>• What steps would they suggest after arrival to another country in order to minimize the risks of human trafficking?</li> </ul> <p>Representatives of the group present results of their work together in front of the others. Trainer adds other signs or ways to solve the situation that might have been overlooked. Participants can use the prevention information in the app to come up with their own suggestions of solutions.</p>
<b>Expected outcomes:</b>	Learning from the stories of others and act responsibly already before the journey.
<b>Note:</b>	At the closing of prevention activities (with or without use of the app) we recommend to encourage the participants to download the app to their smart phones to have all the important information, tips and contacts at hand.